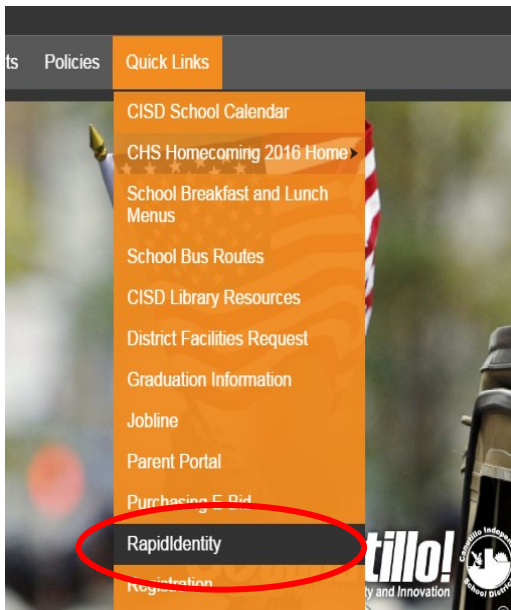
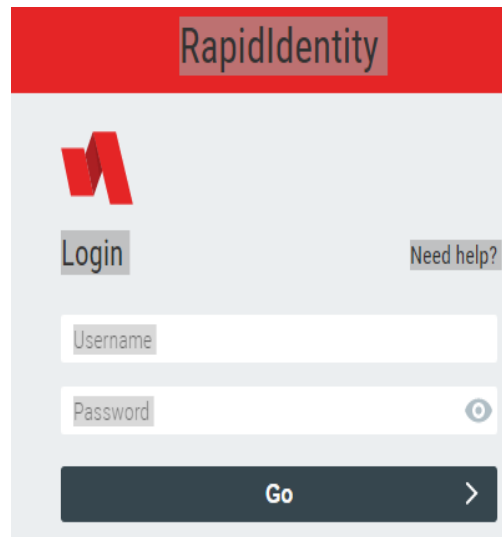


# Change My Password Through RapidIdentity


1. To access **RapidIdentity** go to the district or campus home page and navigate to Quick Links then click on **RapidIdentity**.



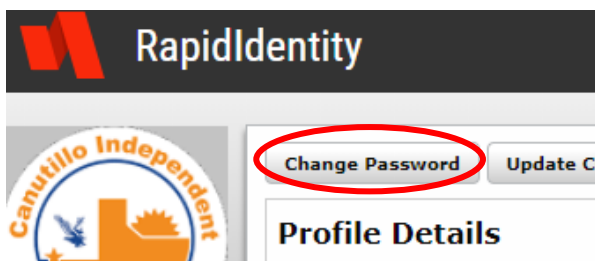
2. Login using your username and password, click **Go**.



3. In the RapidIdentity menu click on **Profiles**.



4. Click on **Change Password**. Enter your **current password** and **new password**. Click **save** when done.



Technology Services

Canutillo ISD