

Genesis Mobile App How-To

Android



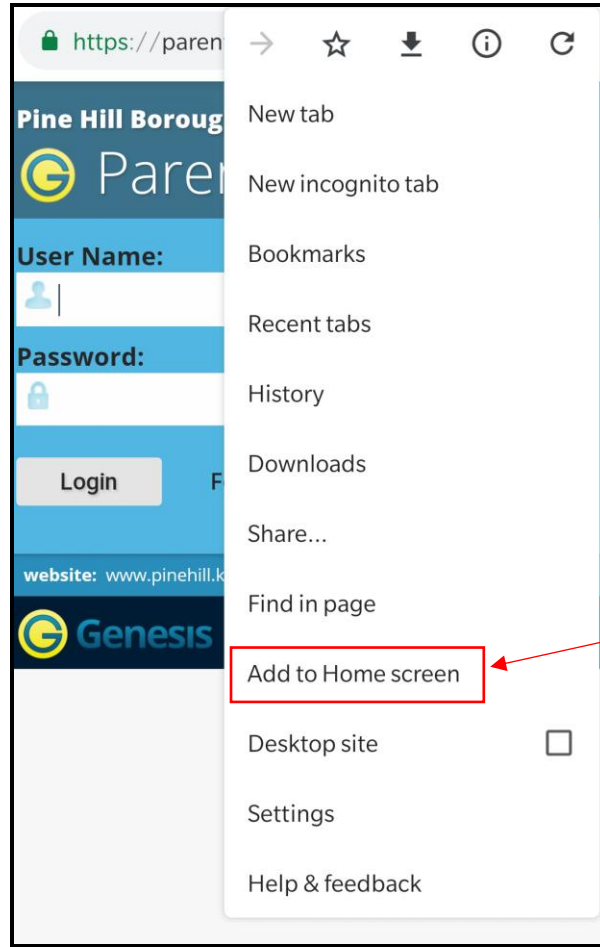
1. Click on Chrome browser on your phone
2. Enter the parent portal address in the URL window and press GO - **<https://parents.c1.genesisedu.net/pinehill11/09/2022>** - Please replace all URLs with the above new URL
3. You will now be at the mobile Genesis Parent Portal website. Press three dots on the top right.

A screenshot of a mobile web browser displaying the Genesis Parent Portal for Pine Hill Borough School District. The browser's address bar shows the URL "https://parents.genesisedu.com/p" and a red box highlights the three-dot menu icon on the right. The page content includes the school district name, the "Parent Access" logo, a "User Name:" field with a person icon, a "Password:" field with a lock icon, a "Login" button, and a "Forgot My Password" link. At the bottom, it shows the website URL "www.pinehill.k12.nj.us" and the Genesis logo with the text "Made in New Jersey".

Genesis Mobile App How-To

Android

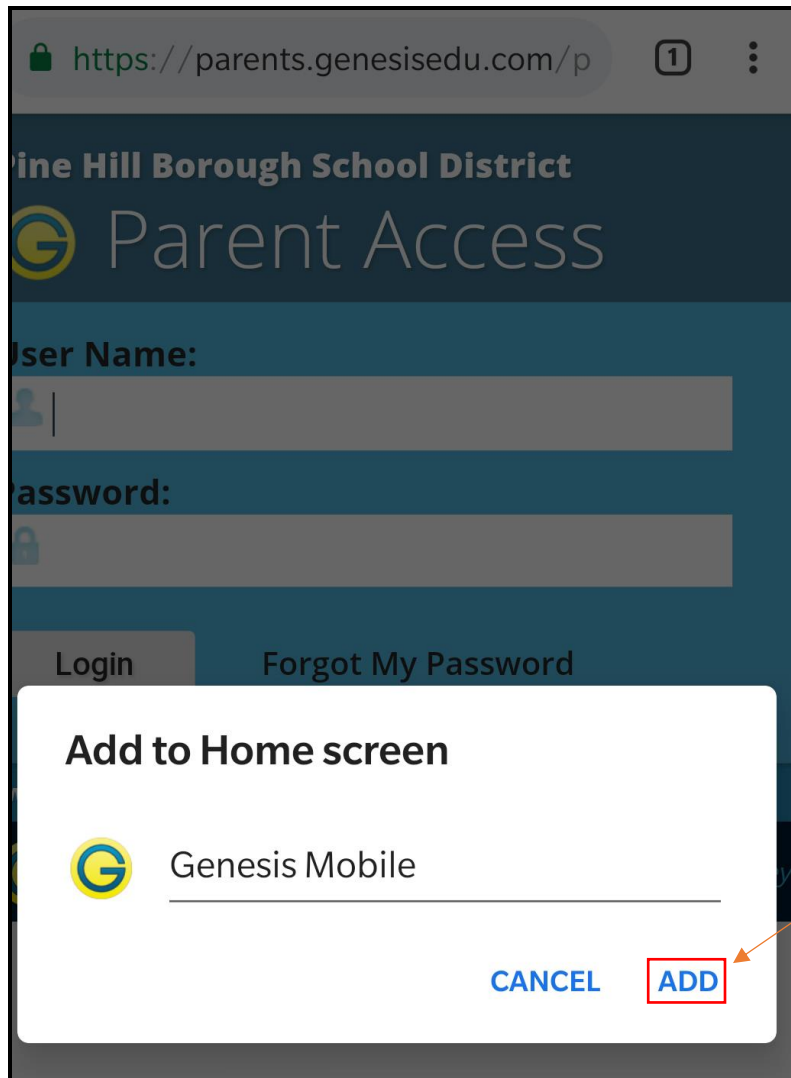
4. Click the button “Add to Home Screen”



Genesis Mobile App How-To

Android

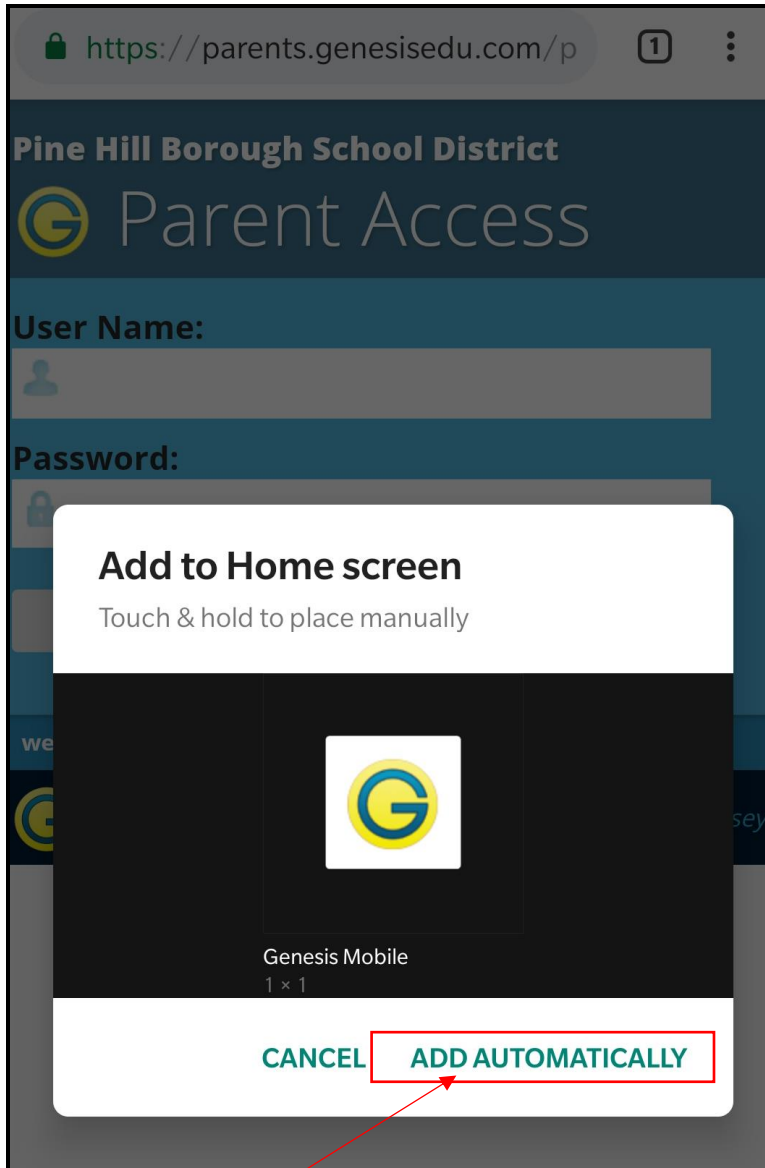
5. Click the ADD button



Genesis Mobile App How-To

Android

6. Click “Add Automatically”



The Genesis Mobile app is now on your phone desktop.